


ART STRUCTURE CLASS SYLLABUS

CLASS INTRO & OVERVIEW

Art Structure is a two semester course that introduces and teaches students the fundamentals of Art and Design. Throughout the school year, students will be taught various lessons, skills, and techniques that will allow and encourage them to build a solid foundation and appreciation of the visual arts.



WEBSITES


Class Website:
www.jbhsart.com

Student Gallery:
www.artsonia.com/schools/burroughs1




CONTACT INFORMATION

Room: 8106 (North Campus)
Phone/Ext: 818.558.4777 ext. 68106
Email: morrison.beth@burbankusd.org



OFFICE HOURS / CONFERENCE PERIOD



My conference and planning period is from 2:04p – 3:00p (6th period).

I will make myself available for additional help and meetings per prior request. Students are encouraged to ask for additional help after school, but must make prior arrangements with me at least a day in advance.

SUPPLY LIST

All Art Structure students are responsible for coming to class prepared with the proper supplies everyday. The **required** supplies consist of: pencil, eraser, and ruler.

However, it is highly recommended that each student come to class equip with additional tools and supplies that will enhance and encourage a more productive, constructive and positive learning environment and experience.



Supply List Continued –

The recommended supply list consists of the following items:

- Storage Box
- Paintbrushes
- Drawing Pencils
- Colored Pencils
- Pencil Sharpener
- Sketchbook
- Kneaded Eraser
- 18" Ruler
- Compass
- UHU Glue Stick



Once students have put together their Art Kits, I highly encourage each student to mark every single item in their kit with some type of unique identifier so it is easily recognizable and won't get lost or confused with supplies that belong to other students.

Each student is responsible for maintaining their own supplies and materials, and are also expected to treat their materials properly and with respect.

Where to purchase:

Art Supply Stores (local):

- > Swain's www.swainsart.com
- > Michael's* www.michaels.com
- > Aaron Brother's* www.aaronbrothers.com

Online:

- www.dickblick.com
- www.artsupplywarehouse.com
- eBay can also be a very good resource: www.ebay.com

Other stores that carry recommended supplies:

- > Target
- > Staples
- > 99 Cent Store



I highly recommend and encourage everyone to shop around for the best deals and take advantage of sales and coupons when possible.

*Michael's and Aaron Brothers offer 40%-Off coupons in the Sunday newspaper and occasionally in the Thursday mailers. These coupons are great for larger ticket items.

Visiting an art supply store such as Swain's or Michael's is a great learning experience for students. I encourage all students to try to visit these stores to familiarize themselves with the various types of art making tools and materials are available. Spending a little time at www.DickBlick.com can be a fun and valuable experience as well.

IMAGE REPOSITORY

An image repository is a very helpful and handy resource for all artists. Students have been asked to start and maintain a library of images that they find interesting, inspiring, and unusual, etc. Images can be found in many places: magazines, postcards, newspapers, catalogues, junk mail, etc. A large envelope, file folder, shoebox, notebook, etc. can be used to store and organize the collection of images and artifacts.



SKETCHBOOK

Sketchbooks are a wonderful tool for artists and should be used daily as a visual journal. Students are required to keep a sketchbook and use it to make notes, record ideas, draw quick sketches, and to plan projects.

Sketchbook exercises are frequently assigned. I will check and grade sketchbooks several times per semester to see that students are actually utilizing their sketchbooks and completing assignments.

WISH LIST

The JBHS Art Department would gladly accept donation of items such as:

- Disinfectant Wipes
- Paper Towels
- Kleenex / Facial Tissue
- Art Paper (all types)
- Old Magazines (all types)
- Art Supplies (all types)
 - > Pencils: colored, drawing, No.2
 - > Rulers
 - > Paints
 - > Glue
 - > Scissors
- Michael's Weekly Coupons
- Etc.



PROJECT LIST



The following projects are the major areas of study for Semester One and Semester Two of Art Structure. Please note that the projects listed are subject to change, and may not be assigned in the order listed.

In addition to hands-on "art making", students will be introduced to art related vocabulary, Art History, Art Criticism, a variety of Art Movements/Styles, and Artists.

Critical thinking, problem solving, and brainstorming activities and skills are fundamental to building a solid foundation in Art Education and are incorporated into every lesson and project.

SEMESTER ONE


- Elements of Art
- Principles of Design
- One-Point Perspective
- Two-Point Perspective
- Abstract Collage
- Art Criticism
- Advertising Art - Analysis
- Grid Drawing
- Bookwork
- Personal Symbol Design
- Lino Cut Block Prints

SEMESTER TWO

- Color Theory - Color Wheel
- Color Theory - Color Charts
- High Contrast Self-Portrait
- Fine Art Reproduction
- Artist Report
- Fine Art Critique
- Careers in Art
- Experimental Painting
- Self-Portrait Drawing
- Public Art - Mural Design

GRADING


Projects are graded on the following criteria:



- ***Creativity***
- ***Execution***
- ***Effort***
- ***Followed Direction***

Daily Participation is also a factor in each student's overall class grade; included in this is:

- > Attendance
- > Punctuality
- > Preparedness
- > Positive Attitude
- > Level of Effort
- > Cooperation
- > Citizenship



ASSIGNMENT SHEETS

In addition to providing examples, project demonstrations, information and details on the whiteboards, I also give students assignment sheet handouts. Students should keep these handouts to assist them throughout the duration of every project. They may also come in handy for quizzes, exams, and future projects.

BONUS POINTS

I do not typically give “extra credit” assignments; but I do occasionally come across opportunities that I think will benefit students. Such opportunities may include: museum & gallery visits, and art related events, etc. It may be possible for student to receive “bonus points” for reports and/or critiques written about pre-approved subjects and topics.

SAMPLE GRADE BREAKDOWN

Grading Criteria	Point Breakdown <i>(point range is example only)</i>	
<p><i>Creativity</i> - displays imaginative and original concepts, application, combinations, and arrangements of materials and mediums that correspond to various elements and principles of art and design, which in turn creates a satisfying and complete composition.</p>	<ul style="list-style-type: none"> - extremely high - high - medium - low - very low 	<p>10 8-9 6-7 4-5 2-3</p>
<p><i>Execution</i> - effectively demonstrates understanding and application of concepts, a well as proper use of materials, and mediums.</p>	<ul style="list-style-type: none"> - clean - neat - use of medium - understands concepts 	<p>1-2 1-2 1-3 1-3</p>
<p><i>Effort</i> - made a sufficient attempt at fulfilling requirements of the assignment to the best of ones ability.</p>	<ul style="list-style-type: none"> - extremely high - high - medium - low - very low 	<p>10 8-9 6-7 4-5 2-3</p>
<p><i>Followed Directions</i> - shows complete knowledge and understanding of assignments guidelines and goals - fulfilled all requirements of assignment</p>	<ul style="list-style-type: none"> - extremely high - high - medium - low - very low 	<p>10 8-9 6-7 4-5 2-3</p>

Projects are assigned different point values and grade criteria may be weighted differently depending on the on the goals of the project.

CLASSROOM INFORMATION




Room 8106 is one the newer bungalows located on the newly renovated Burroughs North Campus.

I have worked very hard and invested a great deal of time and resources to create a stimulating, dynamic, fun, comfortable, and functional, learning/work environment. I also work very hard to keep my classroom in impeccable condition. In order to maintain a great classroom and learning environment, I count on the support and cooperation of every student. I expect all students to treat the room, all furnishings, tools, supplies, materials, as well as the surrounding campus area, with the utmost respect and consideration.

Art Kit & Portfolio Storage

I have used my personal resources to provide shelves and storage areas in my classroom so that my students will have space to keep their art supplies and work. Again, my expectations are very high for all students, and I count on them to take very good care of, not only their own work and supplies, but also the supplies and work of their peers, as well as the tools and supplies provided by Burroughs.

If I see that students are not treating materials, tools, supplies, classroom furnishings, etc. with the proper care, consideration and respect; I will turn these issues and incidents over to the discipline office. I will also have to reevaluate the amenities and privileges I have provided for my students. I will be very sad and disappointed if I have to revoke privileges for all students because of the bad behavior and poor choices of a few.



Green Tape

I use bright green tape to help designate areas and items within the classroom that are not for general use and/or access to students; at least not without prior permission.

I think it is very important to introduce and expose students to a wide variety of information, examples, and materials that they may not otherwise have the opportunity to see and use in a high school classroom. Because of this, I have brought in many of my personal effects such as my library of art books and many of my personal art making tools and supplies to better aide my instruction and lessons.

In order to maintain the excellent condition of my personal belongings I do not allow students access without my express consent. To clearly communicate these items, areas, and boundaries, I label them and mark them with bright green tape. I ask that all students please respect these boundaries and ask permission before touching or using any of my personal materials, books, supplies, etc.

Seating

The seating arrangement in my classroom is a little different than most classes. Rather than individual desks and chairs, we have many large work tables that seat 4-6 students each. Because students sit and work in a group setting, it is very important that everyone take responsibility for their own materials, supplies, actions, choices, and behavior. I will allow students to select their seat during the first week of school; however, if I feel that seating assignments need to change for any reason, I will not hesitate to do so. Once seating is assigned, students are not to move from table to table without my express consent.



Whiteboard – Daily Notes

Students are responsible for reading information provided on the whiteboard on a daily basis. 99% of the time I read and discuss anything that I have written on the board; however, students should get in the habit of reading the board and writing notes as necessary. I know it sounds simple, but it never fails that some students miss important information because they did not read the board and make notes.

Classroom Cleanliness



Although the school custodians visit our classroom every other evening, I don't believe in leaving messes for others to clean up. I take great pride in my classroom and I expect students to take an active part in maintaining the cleanliness of the environment in which we spend so much time.

During the school year, I spend more waking hours in my classroom than I do in my own home; and more than 150 students share this environment. Tables, chairs, floors, work areas, supply cabinets and boxes, etc. should all be cared for as if the classroom were a home. For these reasons, students are responsible for, and will be held accountable for any and all messes they might make. They are also expected to make the extra effort to help their classmates keep the classroom clean and organized as well.

Furniture Moving

I have arranged and organized my classroom to gain maximum space efficiency. I also try to limit the number of students at each table to create more work space for each student. Therefore I ask that students do not take it upon themselves to move furniture to accommodate their desire to sit next to friends or any other reason. The room should remain set up as I have arranged it.



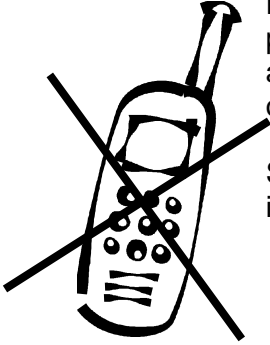
RULES & GUIDELINES



Burroughs provides all students with a "Student Handbook" which describes and details all school rules, policies, and expectations for student behavior. It is within my job description and responsibilities to ensure that these rules and policies are enforced.

There are a few items from the "Student Handbook" that I do feel necessary to reiterate:

Electronic Device Impound



District and school policies prohibit students to use: cell phones, iPods, PSPs, and other electronic devices, on campus and/or during class time. Electronic devices should be turned off and concealed at all times while in class.

Students, who choose to defy this policy, will have their device impounded and turned over to the discipline office.



Theft

I am always very sad when I have to actually tell my students that **“it is not ok to take things that do not belong to them”**. I should not have to do this; but unfortunately there are a handful of people out there who make it necessary for me to make this point clear.

Theft of any kind in my classroom is unacceptable and will not be tolerated. If theft of any sort occurs, it will result in immediate removal from my class and the matter will be turned over to our Discipline Office and SRO. In addition, I will personally participate in the prosecution process to ensure that the person responsible for stealing (including petty theft) faces maximum consequences.




Vandalism

Vandalism is another topic that makes me sad to have to discuss; but again it is necessary because of the actions and choices of a few.

I have found that some students try very hard to push the limits and blur the line between “Art” and vandalism. It is my belief that these students clearly know the difference between right and wrong; however, they to choose to make bad decisions.

Merriam-Webster’s Dictionary of Law defines **vandalism** as: “the willful or malicious destruction or defacement of property”.



I expect all students to treat all school property, as well as the personal property of others, with the utmost consideration and respect.

Students who fail to follow the rules and standards of the school in regard to vandalism will be held accountable for their actions, and face disciplinary actions. This includes “minor” infractions such as writing on a desk.

Tool & Materials

Throughout the year students will be introduced to, and taught to use a variety of tools and materials. Some of these tools include sharp cutting and carving implements; students will be given demonstrations on the proper usage and safety.

PLEASE NOTE: Students who fail to use tools and materials properly, in an unsafe manner, or in any way other than its intended purpose, will be subject to appropriate disciplinary actions.


Campus Beautification

Students who break classroom guidelines and rules such as: chewing gum, not properly disposing of trash, acting with disrespect toward their peers, not properly cleaning up after themselves, etc., will be reprimanded and will participate in "Campus Beautification". This includes: scraping gum, picking up trash around the school campus, and any other task that is delegated to them.



ARTCASH

I have created "ArtCash" as an incentive and reward plan for my students. There will be many opportunities for students to earn and spend ArtCash throughout the year. Students should always write their name on it and keep it in a safe place; recipients are not allowed to give their ArtCash to other students. At the end of the year, a raffle will be held and the ArtCash will be used as the entry tickets.



ART DEPARTMENT SUPPORT AND FUNDRAISING INFORMATION

The JBHS Art Department is growing at a very fast rate; however the budget needed to support the increase has not quite caught up. We are very hopeful and working hard to see that this issue will be resolved in the years to come. In the mean time, we are always looking for ways to help build and better support the JBHS Art Department.

One such way for parents to help is:



Please visit the Artsonia website for more details: <http://www.artsonia.com/parents/>

I look forward to a fun, creative, and successful school year.

Thank you in advance for your commitment, consideration, and hard work.

Sincerely,

Beth A. Morrison

[Please read, sign, and return to Ms. Morrison by Friday, September 7th, 2007]

I have reviewed and understand the information provided in Ms. Morrison's Art Structure Syllabus.

Parent/Guardian Name (Please Print)

8a -5p Phone Number

Parent/Guardian Signature

Date

Class Period: _____

Student Name (Please Print)

Student Signature

Date

Please review the backside of this signature page for information regarding our student art gallery. Your permission and signature is required in order to post student artwork.

Dear Parent:

Our school is a member of Artsonia.com (www.artsonia.com), the largest online student art museum. Artsonia showcases artwork from thousands of schools around the world. Artsonia's goals are to help develop students' pride and self-esteem, increase their multicultural understanding through art and involve parents and relatives in student education and accomplishments.

I am writing you to seek your permission for showcasing your child's artwork on Artsonia. **The permission will cover their tenure at our school.** Please read the note below, sign this form and return it to me so that I can submit your child's artwork onto our school web gallery on Artsonia. I believe that this is a unique, safe and educational opportunity for the students. Let's join the hundreds of thousands of other famous child artists on the Internet!

Parental Permission Form:

I give my permission to display my child's artwork on Artsonia. I understand that: (a) Artsonia preserves students' privacy and anonymity by listing the artwork only under the student's first name and a number – last names are never revealed; (b) Artsonia does not require the student to relinquish his/her copyright – the student continues to own the copyright to his/her artwork. (c) Artsonia will only publish comments on student artwork with parental permission.

Comments on your child's artwork: One of the most exciting features about being published on Artsonia's Art Museum is that friends and family can leave a nice comment for the artist and become a fan club member of the artist.

As a security feature, Artsonia requires the parent to pre-approve all comments before they are posted on the website. Therefore please provide an email address with this permission form.

*** Artsonia will never sell or share your email address with anyone, nor will they contact you on behalf of other companies.

*** If you do not have an email address, simply leave blank and the comment feature will not be available for your child artist.

Student's Name: _____

Parent's Name: _____

Email Address: _____

Emails are required for parents to approve comments posted on the website. Artsonia will never sell or share your email address with anyone, nor will they contact you on behalf of other companies.

Parent Signature: _____ Today's Date: _____